




07 Jolly Covid Postman - front cover and blurb

These are the key things you need to think about when designing your front cover:

- 1) It needs to be appealing.
- 2) It needs to show what the book is about.
- 3) The title needs to be big and easy to read

KEY THINGS	IDEAS	EXAMPLES
<p>1) Appealing</p>	<p>Use bold colours.</p> <p>Have interesting shapes/pictures.</p> <p>Use collage (like Lauren Childs), you can mix photos you have printed or from newspapers or old magazines and drawings, it could have fabric stuck on or you could draw or paint your own pictures.</p>	
<p>2) What's it about</p>	<p>Have pictures of the characters inside.</p> <p>Show pictures of the setting - a land with fairy tales happening in it.</p> <p>Have the main character a bit bigger than others and make it clear what they are doing.</p> <p>Put the authors on it, Mrs Trevitt and (yourself).</p>	
<p>3) Clear title</p>	<p>Short title in a big attractive font.</p> <p>You could design it all on computer and print it, draw it, cut letters out of magazines or old books.</p> <p>You might have a second 'alternative' title, for example the first Jolly Postman book is also called "Other people's letters". Maybe a second alternative title could be:</p> <p>Delivering goodwill to fairyland throughout lockdown!</p>	

The blurb goes on the back cover, I have left space for it, delete the line in the book that says "blurb" and write one now! The blurb says what is going to happen in the story, but not in much detail and you don't want to give away the surprises, leave the reader excited and guessing what might be inside the book. You could end with something like "many surprises await you inside!" or "There's only one way to find out what's in each letter..."

Finally ask a famous person (it can be a parent) to read it and give you a quote (something they have said) about what they think of the book, put the quote on the back. Look at some books, what kind of quotes do they have?